

## TRANSPORT CONTROL

Start playback



Restart playback/recording



Start Clip recording



Scroll playhead position



Start Arranger recording



Stop playback/recording at current position



Relocate playhead position to song start when stopped



Enable/disable loop mode



Enable/disable metronome



Tap tempo



## EDIT CONTROL

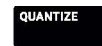
Undo action



Redo action



Quantize to grid value

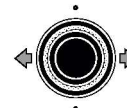


Toggle automation for selected Track on/off

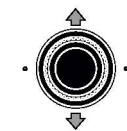


## ARRANGER CONTROL

Select Tracks



Select Clip Slot in Track



Start/stop selected Clip



Mute/unmute selected Track



Solo/unsolo selected Track

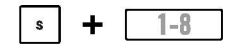


## MIXER CONTROL

Mute/unmute Track



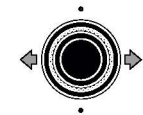
Solo/unsolo Track



Jump to Track



Scroll Tracks



Switch bank



Set Knob 1-8 to control panorama



Set Knob 1-8 to control volume



Coarse adjust panorama/volume of selected Track

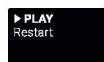


Fine adjust panorama/volume of selected Track



## TRANSPORT CONTROL

Start/pause playback



Start recording



Punch in while playback is running



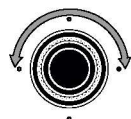
Enable/disable count-in



Stop playback/recording at current position



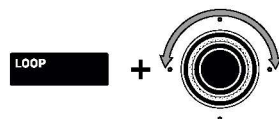
Scroll playhead position



Enable/disable loop mode



Move loop in one bar increments



Enable/disable metronome click



## EDIT CONTROL

Undo action



Redo action



Quantize to 16th notes



Enable/disable automation write



## MUTE/SOLO

Mute/unmute selected track

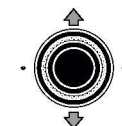


Solo/unsolo selected track

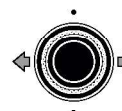


## NAVIGATION

Select previous/next track



Select previous/next Region



## MIXER CONTROL

Mute/unmute track



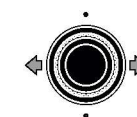
Solo/unsolo track



Jump to track



Select previous/next track



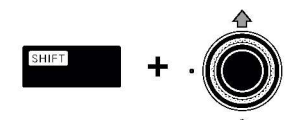
Show master output channel



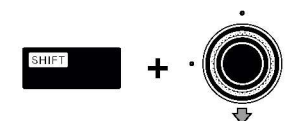
Switch bank



Set Knob 1–8 to control panorama



Set Knob 1–8 to control volume



Coarse adjust panorama/volume of selected track



## TRANSPORT CONTROL

Start playback



Restart playback



Punch out while recording



Start recording



Punch in while playback is running



Enable/disable count-in



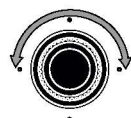
Stop playback/recording at current position



Relocate playhead position to song start when stopped



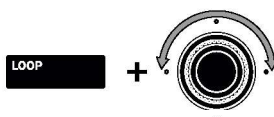
Scroll playhead position



Enable/disable loop mode



Move loop by its own length



Enable/disable metronome



Tap tempo



## EDIT CONTROL

Undo action



Redo action



Quantize to grid value



Toggle automation between Read mode and Touch mode



## MUTE/SOLO

Mute/unmute selected track

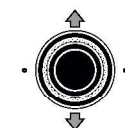


Solo/unsolo selected track

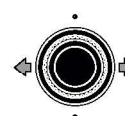


## NAVIGATION

Select previous/next track



Select previous/next region



## MIXER CONTROL

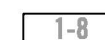
Mute/unmute track



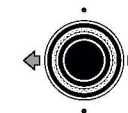
Solo/unsolo track



Jump to track



Select previous/next track



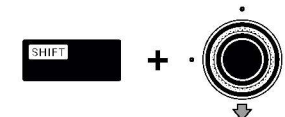
Switch bank



Set Knob 1-8 to control panorama



Set Knob 1-8 to control volume



Coarse adjust panorama/ volume of selected track



Fine adjust panorama/ volume of selected track



### TRANSPORT CONTROL

Start playback



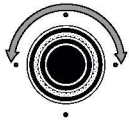
Stop playback



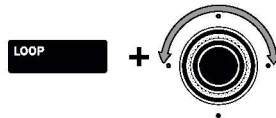
Activate/deactivate recording



Move playback start point



Move timeline selection



Activate/deactivate loop



Activate/deactivate click



Activate/deactivate count in

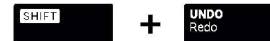


### EDIT CONTROL

Undo



Redo



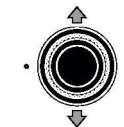
### MUTE/SOLO

Mute selected track



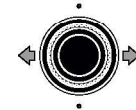
### NAVIGATION

Select previous/next track



### MIXER CONTROL

Select previous/next track



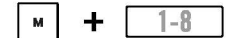
Select track



Move mixer bank



Mute track



Solo track



Set knobs to control volume



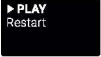








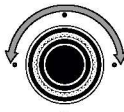





Set knobs to control pan








Adjust volume/pan for selected track





## TRANSPORT CONTROL

Start playback	
Restart playback	 + 
Start recording	
Toggle record while playback is running	
Enable/disable count-in	 + 
Stop playback/recording at current position	
Relocate playhead position to song start when stopped	
Scroll playhead position	
Enable/disable loop mode	
Move loop by one measure	 + 
Enable/disable metronome	
Tap tempo (Disabled in Conductor track mode)	

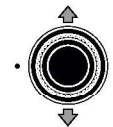
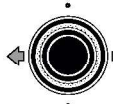
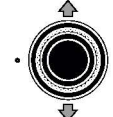
## EDIT CONTROL

Undo action	
Redo action	 + 
Toggle input quantize	
Enable/disable automation Record	






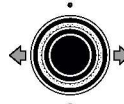
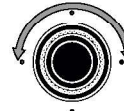


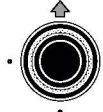

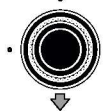

## MUTE/SOLO

Mute/unmute selected track	
Solo/unsolo selected track	

## NAVIGATION

Select previous/next track	
Select previous/next track when the Clips window is in focus	
Select previous/next scene when the Clips window is in focus	

## MIXER CONTROL

Mute/unmute track	 + 
Solo/unsolo track	 + 
Select track	
Select previous/next track	
Adjust panorama/volume of selected track when in mixer mode	
Switch bank	
Set Knob 1–8 and the 4-D Encoder to control panorama	 + 
Set Knob 1–8 and the 4-D Encoder to control volume	 + 
Adjust panorama/volume of respective track	

## TRANSPORT CONTROL

Start playback



Restart playback



Stop playback



Enable/disable metronome



Adjust tempo



Activate Loop



## IN ARRANGER MODE

Enables recording in arranger mode




Toggle arranger overdub



## IN LAUNCHER MODE

Toggle launcher overdub



## EDIT CONTROL


Undo action



Redo action



Quantize events in selected clip



Automation



## MUTE/SOLO

Mute/unmute selected track

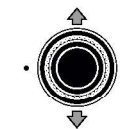


Solo/unsolo selected track

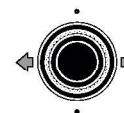


## NAVIGATION

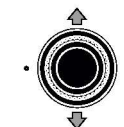
Select previous/next track



Select previous/next track when the Clips window is in focus



Select previous/next scene when the Clips window is in focus



## MIXER CONTROL

Mute/unmute track



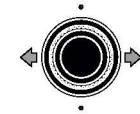
Solo/unsolo track



Select track



Select previous/next track



Mixer Navigation



Set Knob 1–8 to control panorama



Set Knob 1–8 to control volume



Adjust panorama/volume of selected track



## TRANSPORT CONTROL

Start playback from Play Start Marker or cursor position



Stop playback



When playback is stopped, press STOP to return to zero



Start playback from Play Start Marker if playback is stopped or start from Loop Start if playback is already on



Behaves like the Navigation knob above



Start/Stop Recording



Toggle count in



Enable/disable metronome



Enable/disable loop



Move loop



## EDIT CONTROL

Undo action



Redo action



Quantize selection



Toggle read/write Automation



## MUTE/SOLO

Mute/unmute selected track

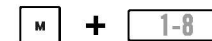


Solo/unsolo selected track



## MIXER CONTROL

Mute/unmute track



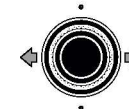
Solo/unsolo track



Select track




Select previous/next track



Navigate Mixer banks



Set Knob 1–8 to control panorama



Set Knob 1–8 to control volume



Adjust panorama/volume of selected track



Adjust panorama/volume of selected track with finer resolution



Adjust tempo

