

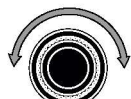
KOMPLETE KONTROL A-SERIES

BROWSER CONTROL

Select a Browser field



Scroll Browser tags and Presets



Select Browser tag



Load selected Preset in Results list



Clear Browser Filters



Set Preset as Favorite in Results list



Sort by Favorites in Results list



Toggle between User Content and Factory Content




PLUG-IN CONTROL

Control Instrument and Plug-in parameters



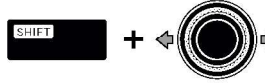
Navigate Plug-in chain



Add Effect Plug-in on empty Plug-in slot



Move selected Effect Plug-in left or right in Plug-in chain



Select previous/next Preset



Navigate parameter pages

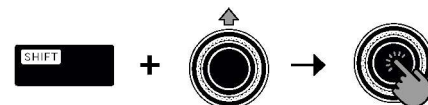


PLUG-IN CONTROL

Bypass selected Plug-in in Plug-in chain



Remove selected Plug-in from Plug-in chain



TRACK CONTROL

Select track



Select region



Mute/unmute selected Track



Solo/unsolo selected Track



Adjust Track volume



Adjust panorama for selected Track

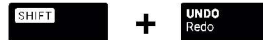


EDIT CONTROL

Undo action



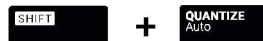
Redo action



Quantize to grid value



Toggle automation between Read mode and Touch mode



Logic/GarageBand

TRANSPORT CONTROL

Start playback



Restart playback



Punch out while recording



Start recording



Punch in while playback is running



Enable/disable count-in



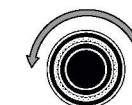
Stop playback/recording at current position



Relocate playhead position to song start when stopped



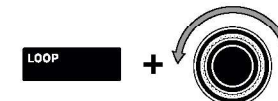
Scroll playhead position



Enable/disable loop mode



Move loop by its own length



Enable/disable metronome

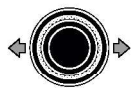


Tap tempo



BROWSER CONTROL

Select a Browser field



Scroll Browser tags and Presets



Select Browser tag



Load selected Preset in Results list



Clear Browser Filters



Set Preset as Favorite in Results list



Sort by Favorites in Results list



Toggle between User Content and Factory Content

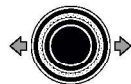


PLUG-IN CONTROL

Control Instrument and Plug-in parameters




Navigate Plug-in chain



Add Effect Plug-in on empty Plug-in slot



Move selected Effect Plug-in left or right in Plug-in chain



Select previous/next Preset



Navigate parameter pages

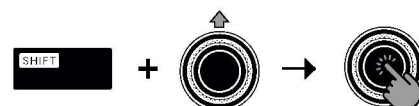


PLUG-IN CONTROL

Bypass selected Plug-in in Plug-in chain

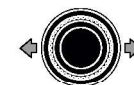


Remove selected Plug-in from Plug-in chain

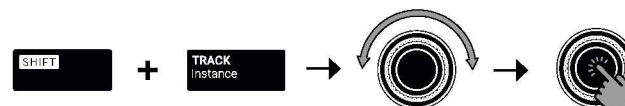


TRACK CONTROL

Select Track



Switch Instance



Select Clip or Scene Slot in Track



Start/stop selected Clip or Scene



Mute/unmute selected Track



Solo/unsolo selected Track



Adjust Track volume



Adjust panorama for selected Track



EDIT CONTROL

Undo action



Redo action



Quantize to grid value



Toggle automation between Read mode and Touch mode



TRANSPORT CONTROL

Start playback



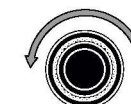
Enable Clip recording



Start Arranger recording together with playback



Scroll playhead position




Stop playback/recording at current position



Relocate playhead position to song start when stopped



Enable/disable loop mode



Enable/disable metronome



Tap tempo



BROWSER CONTROL

Select a Browser field



Scroll Browser tags and Presets



Select Browser tag



Load selected item in Results list



Clear Browser Filters



Set Preset as Favorite in Results list



Sort by Favorites in Results list



Toggle between User Content and Factory Content



PLUG-IN CONTROL

Control Instrument and Plug-in parameters



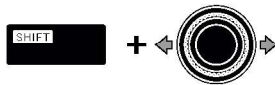
Navigate Plug-in chain



Add Effect Plug-in on empty Plug-in slot



Move selected Effect Plug-in left or right in Plug-in chain



Select previous/next preset



Navigate parameter pages



PLUG-IN CONTROL

Bypass selected Plug-in in Plug-in chain

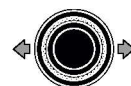


Remove selected Plug-in from Plug-in chain



IDEAS CONTROL

Select Group



Select Scene



Create new Scene



Select Pattern

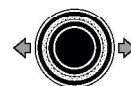


Create new Pattern

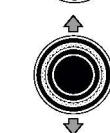


TRACK CONTROL

Select Group



Select another Sound of that Group



Create new Group



TRANSPORT CONTROL

Start/stop playback



Restart playback at the beginning of the Loop Range



Enable/disable recording



Record with count-in



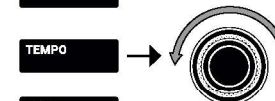
Stop playback/recording



Enable/disable metronome



Adjust tempo



Enable/disable loop mode



EDIT CONTROL

Undo action



Redo action



Quantize to grid value



Enable/disable automation



Enable/disable Scale engine



Edit Scale engine parameters



Enable/disable Arpeggiator



Edit Arpeggiator parameters



KOMPLETE KONTROL A-SERIES

Pro Tools

TRANSPORT CONTROL

EDIT CONTROL

MIXER CONTROL

Start playback



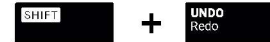
Undo



Stop playback



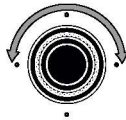
Redo




Activate/deactivate recording



Move playback start point



Move timeline selection



Activate/deactivate loop



Activate/deactivate click



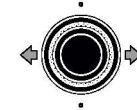
Activate/deactivate count in



Enter mixer mode



Select previous/next track



Move mixer bank



Mute/unmute selected track



Solo/unsolo selected track



Set knobs to control volume



Set knobs to control pan



Adjust volume/pan for selected track



KOMPLETE KONTROL A-SERIES

BROWSER CONTROL

Select a Browser field



Scroll Browser tags and Presets



Select Browser tag



Load selected Preset in Results list



Clear Browser Filters



Set Preset as Favorite in Results list



Sort by Favorites in Results list



Toggle between User Content and Factory Content




PLUG-IN CONTROL

Control Instrument and Plug-in parameters




Navigate Plug-in chain



Add Effect Plug-in on empty Plug-in slot



Move selected Effect Plug-in left or right in Plug-in chain



Select previous/next Preset



Navigate parameter pages

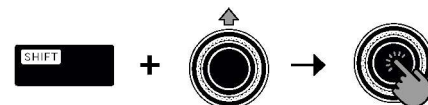


PLUG-IN CONTROL

Bypass selected Plug-in in Plug-in chain

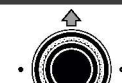


Remove selected Plug-in from Plug-in chain



TRACK CONTROL

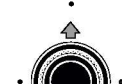
Select track



Select previous/next track when the Clips window is in focus



Select previous/next scene when the Clips window is in focus



Mute/unmute selected Track



Solo/unsolo selected Track



Adjust Track volume



Adjust panorama for selected Track



EDIT CONTROL

Undo action



Redo action



Toggle input quantize



Digital Performer

Enable/disable automation Record



TRANSPORT CONTROL

Start playback



Restart playback



Start recording



Toggle record while playback is running



Enable/disable count in



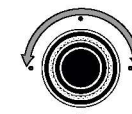
Stop playback/recording at current position



Relocate playhead position to song start when stopped



Scroll playhead position



Enable/disable loop mode



Move loop by one measure



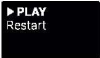






Enable/disable metronome




Tap tempo (Disabled in Conductor track mode)



TRANSPORT CONTROL

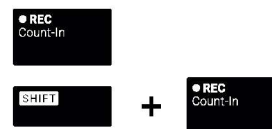
Start playback	
Restart playback	 + 
Stop playback	
Enable/disable metronome	
Adjust tempo	
Activate Loop	

IN ARRANGER MODE

Enables recording in arranger mode	
Toggle arranger overdub	 + 
Toggle automation recording	 + 

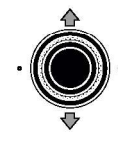
IN LAUNCHER MODE

Toggle launcher overdub

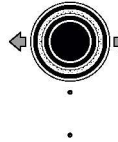


NAVIGATION

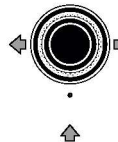
Select previous/next track in arranger mode



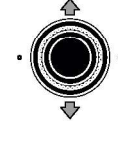
Select previous/next scene in arranger mode







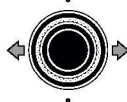





Select previous/next track when the clips window is in focus







Select previous/next scene when the clips window is in focus



MIXER CONTROL

Mute/unmute selected track	 + 
Solo/unsolo selected track	 + 
Select previous/next track	
Mixer navigation	 
Adjust panorama of track 1-8	 +  1-8
Adjust volume of track 1-8	 1-8

EDIT CONTROL

Undo action	
Redo action	 + 
Quantize events in selected clip	

TRANSPORT CONTROL

Start playback from play start marker or cursor position



Stop playback



When playback is stopped, press STOP to return to zero



Start playback from play start marker if playback is stopped or start from loop start if playback is already on



Behaves like the navigation knob above



Start/stop recording



Toggle count in



Enable/disable metronome



Enable/disable loop



Move loop



Adjust tempo

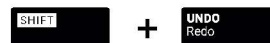


EDIT CONTROLS

Undo action



Redo action



Quantize selection



Toggle read/write automation



MUTE/SOLO

Mute/unmute selected track

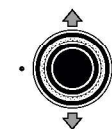


Solo/unsolo selected track



MIXER CONTROL

Select previous/next track



Adjust volume of selected track



Adjust panorama of selected track

