

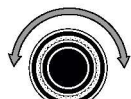
# KOMPLETE M32

## BROWSER CONTROL

Select a Browser field



Scroll Browser tags and Presets



Select Browser tag



Load selected Preset in Results list



Clear Browser Filters



Set Preset as Favorite in Results list



Sort by Favorites in Results list



Toggle between User Content and Factory Content



## PLUG-IN CONTROL

Control Instrument and Plug-in parameters



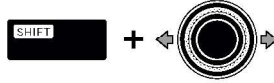
Navigate Plug-in chain



Add Effect Plug-in on empty Plug-in slot



Move selected Effect Plug-in left or right in Plug-in chain



Select previous/next Preset



Navigate parameter pages

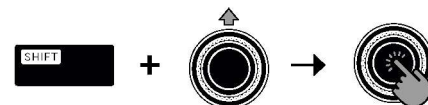


## PLUG-IN CONTROL

Bypass selected Plug-in in Plug-in chain



Remove selected Plug-in from Plug-in chain



## TRACK CONTROL

Select track



Select region



Mute/unmute selected Track



Solo/unsolo selected Track



Adjust Track volume



Adjust panorama for selected Track



## EDIT CONTROL

Undo action



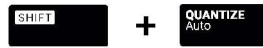
Redo action



Quantize to grid value



Toggle automation between Read mode and Touch mode



# Logic/GarageBand

## TRANSPORT CONTROL

Start playback



Restart playback



Punch out while recording



Start recording



Punch in while playback is running



Enable/disable count-in



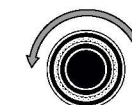
Stop playback/recording at current position



Relocate playhead position to song start when stopped



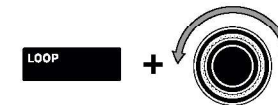
Scroll playhead position



Enable/disable loop mode



Move loop by its own length



Enable/disable metronome



Tap tempo



## BROWSER CONTROL

Select a Browser field



Scroll Browser tags and Presets



Select Browser tag



Load selected Preset in Results list



Clear Browser Filters



Set Preset as Favorite in Results list



Sort by Favorites in Results list



Toggle between User Content and Factory Content



## PLUG-IN CONTROL

Control Instrument and Plug-in parameters



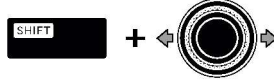
Navigate Plug-in chain



Add Effect Plug-in on empty Plug-in slot



Move selected Effect Plug-in left or right in Plug-in chain



Select previous/next Preset



Navigate parameter pages

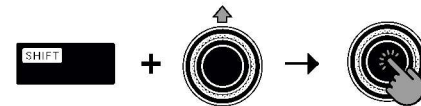


## PLUG-IN CONTROL

Bypass selected Plug-in in Plug-in chain

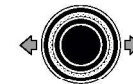


Remove selected Plug-in from Plug-in chain

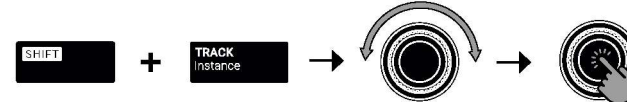


## TRACK CONTROL

Select Track



Switch Instance



Select Clip or Scene Slot in Track



Start/stop selected Clip or Scene



Mute/unmute selected Track



Solo/unsolo selected Track



Adjust Track volume



Adjust panorama for selected Track



## EDIT CONTROL

Undo action



Redo action



Quantize to grid value



Toggle automation between Read mode and Touch mode



## TRANSPORT CONTROL

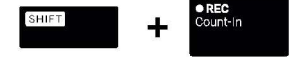
Start playback



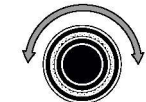
Enable Clip recording



Start Arranger recording together with playback



Scroll playhead position



Stop playback/recording at current position



Relocate playhead position to song start when stopped



Enable/disable loop mode



Enable/disable metronome

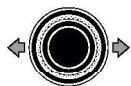


Tap tempo

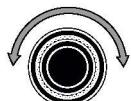


## BROWSER CONTROL

Select a Browser field



Scroll Browser tags and Presets



Select Browser tag



Load selected item in Results list



Clear Browser Filters



Set Preset as Favorite in Results list



Sort by Favorites in Results list



Toggle between User Content and Factory Content



## PLUG-IN CONTROL

Control Instrument and Plug-in parameters



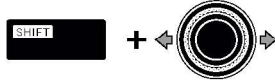
Navigate Plug-in chain



Add Effect Plug-in on empty Plug-in slot



Move selected Effect Plug-in left or right in Plug-in chain



Select previous/next preset



Navigate parameter pages



## PLUG-IN CONTROL

Bypass selected Plug-in in Plug-in chain

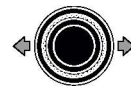


Remove selected Plug-in from Plug-in chain

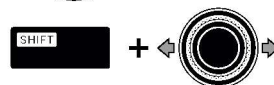


## IDEAS CONTROL

Select Group



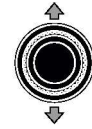
Select Scene



Create new Scene



Select Pattern

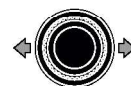


Create new Pattern

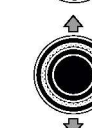


## TRACK CONTROL

Select Group



Select another Sound of that Group



Create new Group



## TRANSPORT CONTROL

Start/stop playback



Restart playback at the beginning of the Loop Range



Enable/disable recording



Record with count-in



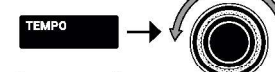
Stop playback/recording



Enable/disable metronome



Adjust tempo



Enable/disable loop mode



## EDIT CONTROL

Undo action



Redo action



Quantize to grid value



Enable/disable automation



Enable/disable Scale engine



Edit Scale engine parameters



Enable/disable Arpeggiator



Edit Arpeggiator parameters



## TRANSPORT CONTROL

Start playback



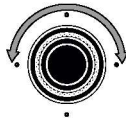
Stop playback




Activate/deactivate recording



Move playback start point



Move timeline selection



Activate/deactivate loop



Activate/deactivate click



Activate/deactivate count in

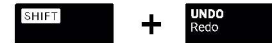


## EDIT CONTROL

Undo



Redo

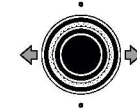


## MIXER CONTROL

Enter mixer mode



Select previous/next track



Move mixer bank



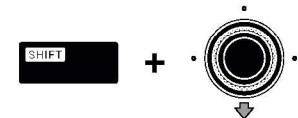
Mute/unmute selected track



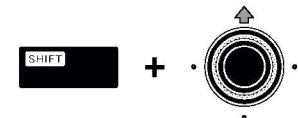
Solo/unsolo selected track



Set knobs to control volume



Set knobs to control pan



Adjust volume/pan for selected track



## BROWSER CONTROL

Select a Browser field



Scroll Browser tags and Presets



Select Browser tag



Load selected Preset in Results list



Clear Browser Filters



Set Preset as Favorite in Results list



Sort by Favorites in Results list



Toggle between User Content and Factory Content



## PLUG-IN CONTROL

Control Instrument and Plug-in parameters



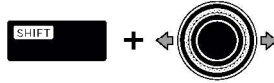
Navigate Plug-in chain



Add Effect Plug-in on empty Plug-in slot



Move selected Effect Plug-in left or right in Plug-in chain



Select previous/next Preset



Navigate parameter pages

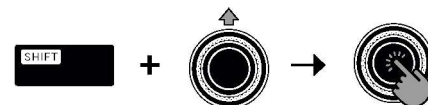


## PLUG-IN CONTROL

Bypass selected Plug-in in Plug-in chain

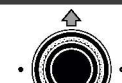


Remove selected Plug-in from Plug-in chain



## TRACK CONTROL

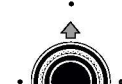
Select track



Select previous/next track when the Clips window is in focus



Select previous/next scene when the Clips window is in focus



Mute/unmute selected Track



Solo/unsolo selected Track



Adjust Track volume



Adjust panorama for selected Track



## EDIT CONTROL

Undo action



Redo action



Toggle input quantize



# Digital Performer

Enable/disable automation Record



## TRANSPORT CONTROL

Start playback



Restart playback



Start recording



Toggle record while playback is running



Enable/disable count in



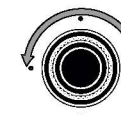
Stop playback/recording at current position



Relocate playhead position to song start when stopped



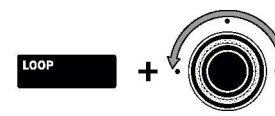
Scroll playhead position



Enable/disable loop mode



Move loop by one measure



Enable/disable metronome



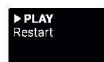
Tap tempo (Disabled in Conductor track mode)





## TRANSPORT CONTROL

Start playback



Restart playback



Stop playback



Enable/disable metronome



Adjust tempo



Activate Loop



## IN ARRANGER MODE

Enables recording in arranger mode



Toggle arranger overdub

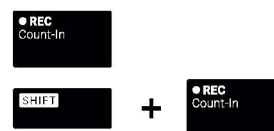


Toggle automation recording



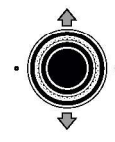
## IN LAUNCHER MODE

Toggle launcher overdub

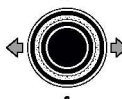


## NAVIGATION

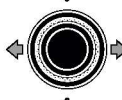
Select previous/next track in arranger mode



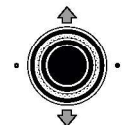
Select previous/next scene in arranger mode



Select previous/next track when the clips window is in focus



Select previous/next scene when the clips window is in focus



## MIXER CONTROL

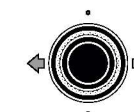
Mute/unmute selected track



Solo/unsolo selected track



Select previous/next track



Mixer navigation



Adjust panorama of track 1-8



Adjust volume of track 1-8



## EDIT CONTROL

Undo action



Redo action



Quantize events in selected clip



## TRANSPORT CONTROL

Start playback from play start marker or cursor position



Stop playback



When playback is stopped, press STOP to return to zero



Start playback from play start marker if playback is stopped or start from loop start if playback is already on



Behaves like the navigation knob above



Start/stop recording



Toggle count in



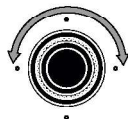
Enable/disable metronome



Enable/disable loop



Move loop



Adjust tempo

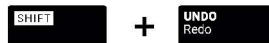


## EDIT CONTROLS

Undo action



Redo action



Quantize selection



Toggle read/write automation



## MUTE/SOLO

Mute/unmute selected track

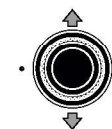


Solo/unsolo selected track



## MIXER CONTROL

Select previous/next track



Adjust volume of selected track



Adjust panorama of selected track

