

KONTROL^{NI} LOGIC

Transport

	▶ PLAY Restart	Start playback When recording, punch out
	▶ PLAY Restart	Restart playback When recording, punch out
	● REC Count-In	Start recording When playing, punch in
	● REC Count-In	Activate/deactivate count-in
	■ STOP	Stop playback/recording at current position When stopped, relocate play head to song start
	LOOP	Activate/deactivate loop playback
		Move loop in increments of one loop
	METRO Tempo	Activate/deactivate metronome
	METRO Tempo	Tap tempo
		Move play head position

Mixer Control

		Mute/unmute track
		Solo/unsolo track
		Select previous/next track
		Switch between volume and panorama control
		Adjust volume/panorama of selected track
		Adjust volume/panorama of respective track
		Fine adjust volume/panorama of respective track
		Move track focus in banks of eight

Edit Control


	UNDO Redo	Undo last action
	UNDO Redo	Redo last action
	QUANTIZE	Quantize to grid value
	AUTO	Toggle automation mode between read and touch

Navigation





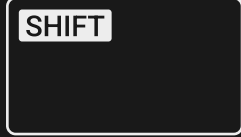



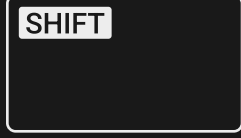



		Select previous/next track
		Select previous/next region

KONTROL^{NI} ABLETON LIVE

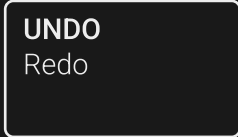

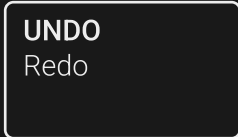
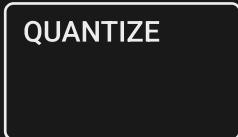
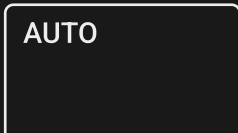
Transport

	Start playback When playing/recording, restart playback/recording	
	Start clip recording	
		Start arrangement view recording
	Stop playback/recording at current position When stopped, relocate play head to song start	
	Activate/deactivate loop playback in arrangement view	
	Activate/deactivate metronome	
		Tap tempo
	Move play head position	




Mixer Control

	Mute/unmute track	
		Solo/unsolo track
	Select previous/next track	
		Switch between volume and panorama control
	Adjust volume/panorama of selected track	
	Adjust volume/panorama of respective track	
		Fine adjust volume/panorama of respective track
		Move track focus in banks of eight

Edit Control

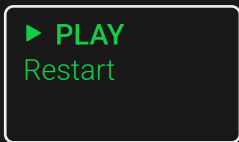
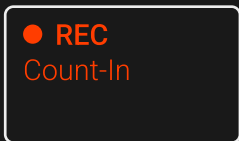

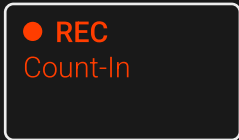
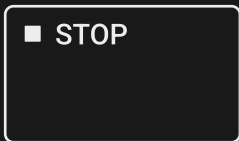
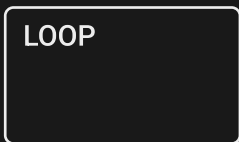
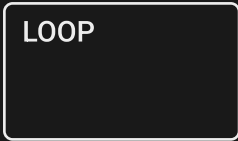


	Undo last action	
		Redo last action
	Quantize to grid value	
	Toggle automation on/off for selected track	

Arranger Control










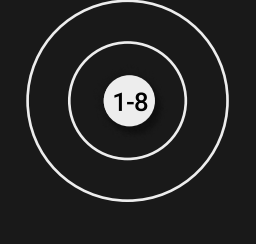


	Select previous/next track
	Select previous/next clip in selected track
	Start/stop selected clip When empty clip is selected, start clip recording

KONTROL^{NI} CUBASE

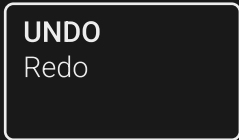
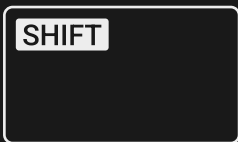
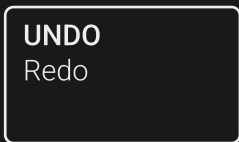
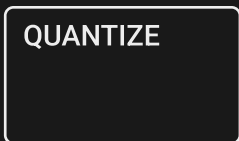
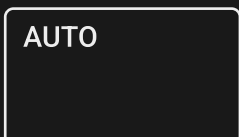
Transport

	Start playback	
	Start recording When playing, punch in	
		Activate/deactivate count-in
	Stop playback/recording at current position	
	Activate/deactivate loop playback	
		Move loop in increments of one bar
	Activate/deactivate metronome	
	Move play head position	

Mixer Control

	Mute/unmute track	
		Solo/unsolo track
	Select previous/next track	
		Switch between volume/panorama control for Knob 1-8
	Change volume/panorama of selected track	
	Adjust volume/panorama of selected track	
		Fine adjust volume/panorama of selected track
		Move track focus in banks of eight

Edit Control

	Undo last action	
		Redo last action
	Quantize to grid value	
	Activate/deactivate automation write	

Navigation

	Select previous/next track
	Select previous/next region