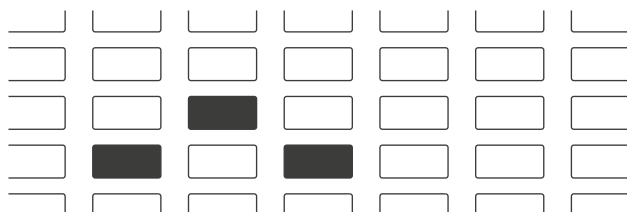


Isomorphic keyboard mode makes it easy to learn and play harmonies on the MASCHINE JAM. Activate the isomorphic keyboard mode and set the key in the Scale Engine, play the chord or interval using its hand formation, and then move your hand right or left to go up or down the scale.

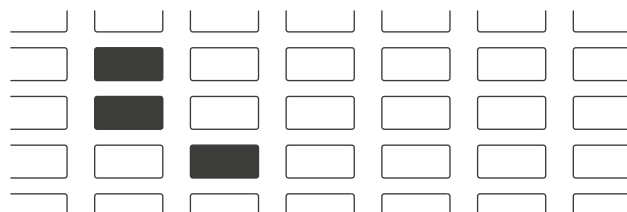
The formations shown on this page are for “In Key” pad type. This pad type only displays notes in the chosen key. Change the scale type to switch from minor to major.

SCALE	CHORD			PAD LAYOUT			
<b>C3</b> Root Note	<b>Minor</b> Type	<b>Off</b> Mode		<b>Isomorph</b> Mode	<b>4ths</b> Layout	<b>In Key</b> Type	<b>Vertical</b> Direction

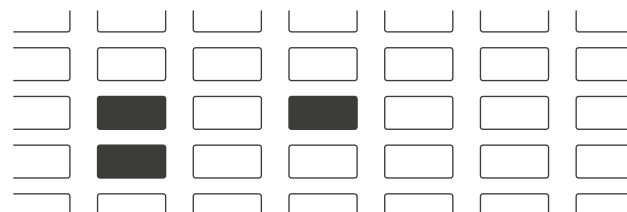
## TRIAD



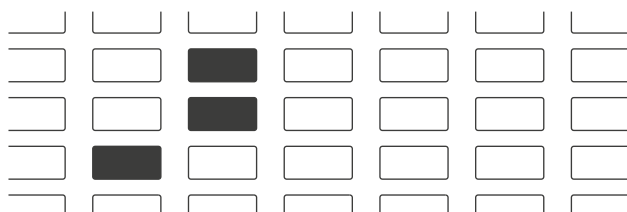
## TRIAD 1st INVERSION



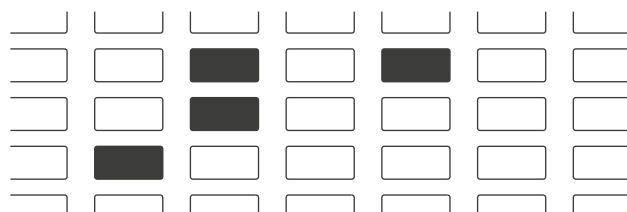
## TRIAD 2nd INVERSION



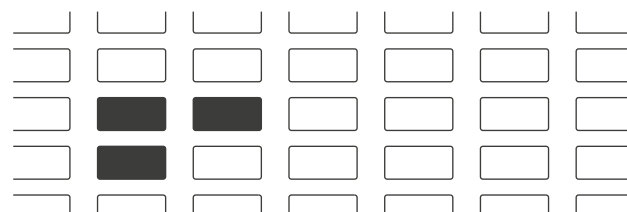
## POWER CHORD



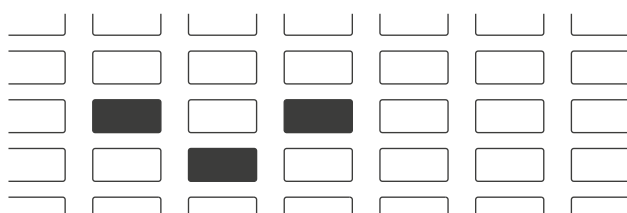
## OCT DOUBLE 2nd INVERSION



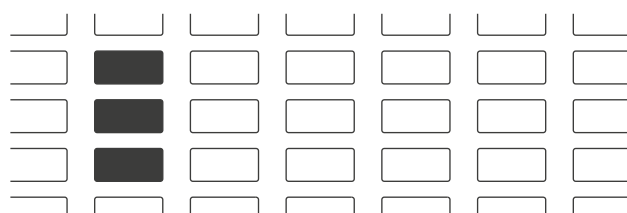
## SUSPENDED 4th



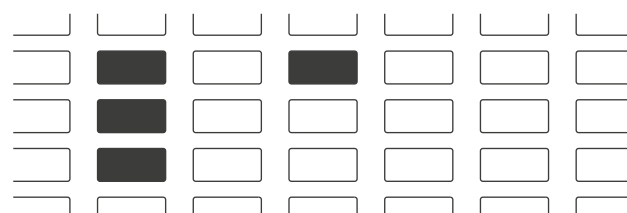
## SUS4th RESOLUTION



## 4th VOICING



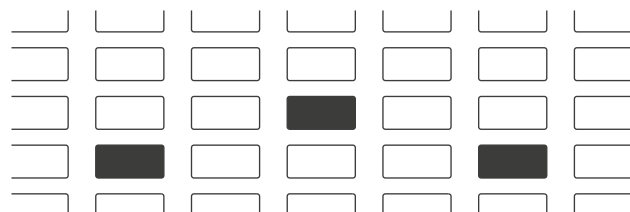
## 7 9 SUS4 CLUSTER



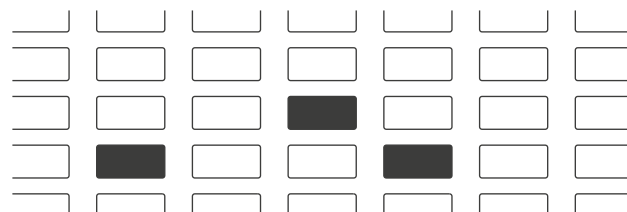
The formations on this page are for the “Chromatic” pad layout type. This pad type will show all keys, but only notes from that scale will be lit.

SCALE	CHORD		PAD LAYOUT			
<b>C3</b> Root Note	<b>Major</b> Type	<b>Off</b> Mode	<b>Isomorph</b> Mode	<b>4ths</b> Layout	<b>Chromatic</b> Type	<b>Vertical</b> Direction

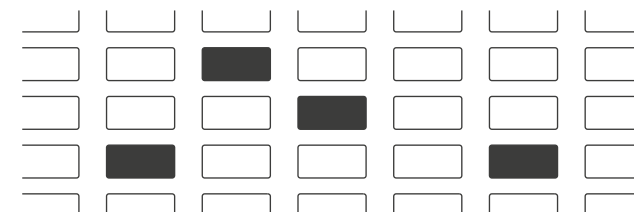
## MAJOR TRIAD



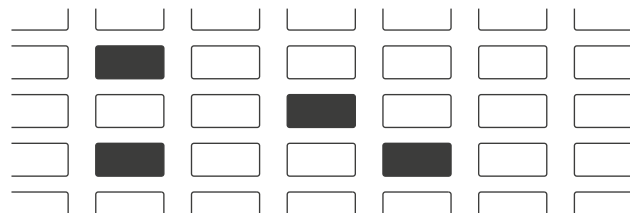
## MINOR TRIAD



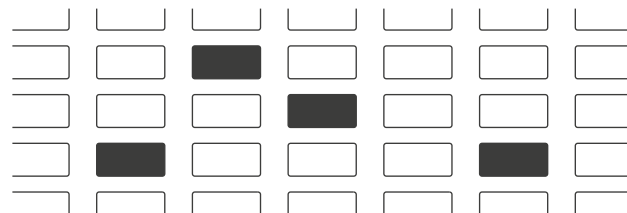
## MAJOR 7th



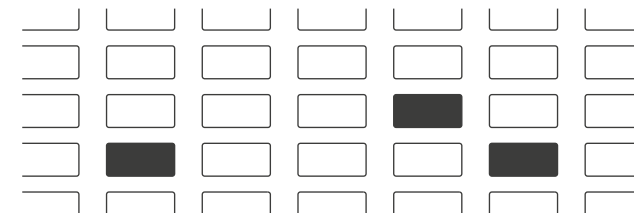
## MINOR 7th



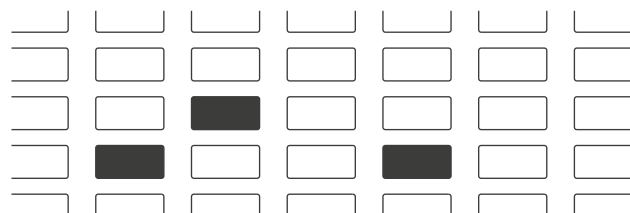
## MINOR-MAJOR 7th (a minor chord with major 7)



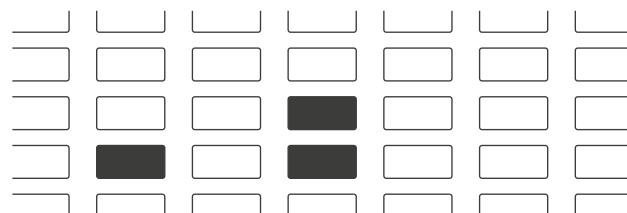
## AUGMENTED TRIAD



## DIMINISHED TRIAD



## SUS2 TRIAD



## SUS4 TRIAD

